



# **2023 PAVING SEASON SUMMARY**

## **VDOT Perspective**

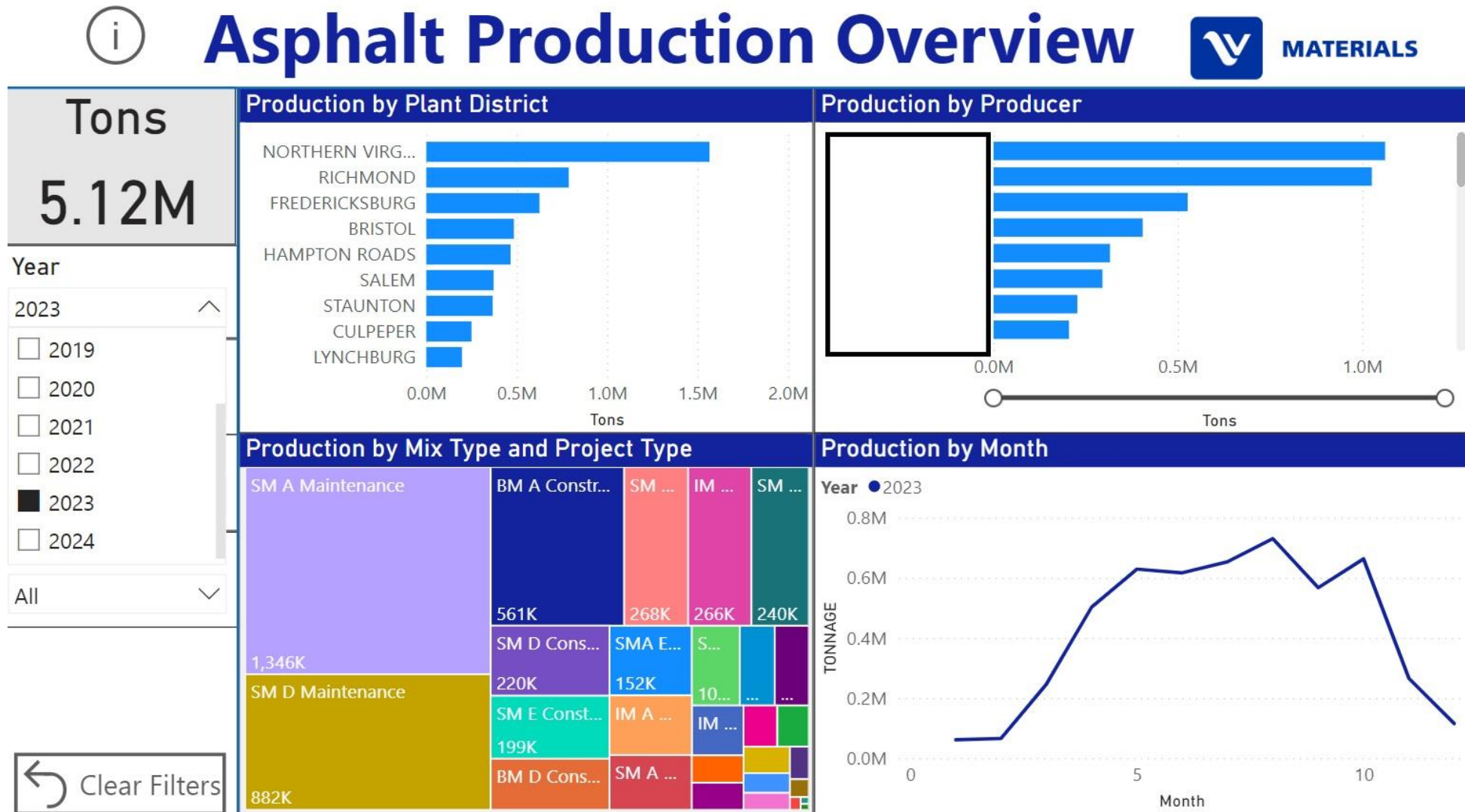
**| Angela Beyke**

**February 22, 2024**

# Presentation Outline

- **2023 Construction Overview**
- **Successes**
- **Challenges**

# 2023 Overview





# Yearly Production



MATERIALS

Project District  
All

Producer/Plant  
All

Month  
All

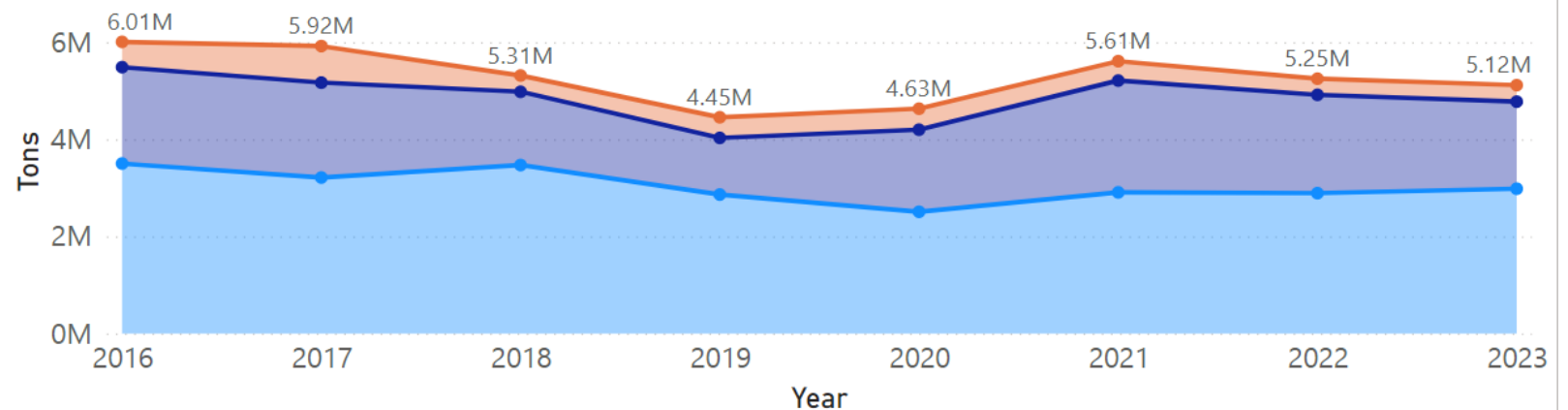
Project Type  
All

Clear Filters

Project Type	2016	2017	2018	2019	2020	2021	2022	2023
Construction	1.98M	1.95M	1.51M	1.17M	1.69M	2.30M	2.03M	1.79M
H-Order & LAP	0.52M	0.75M	0.34M	0.43M	0.43M	0.40M	0.33M	0.34M
Maintenance	3.50M	3.21M	3.47M	2.86M	2.51M	2.91M	2.89M	2.98M
<b>Total</b>	<b>6.01M</b>	<b>5.92M</b>	<b>5.31M</b>	<b>4.45M</b>	<b>4.63M</b>	<b>5.61M</b>	<b>5.25M</b>	<b>5.12M</b>

## Tonnage by Project Type

Project Type ● Maintenance ● Construction ● H-Order & LAP

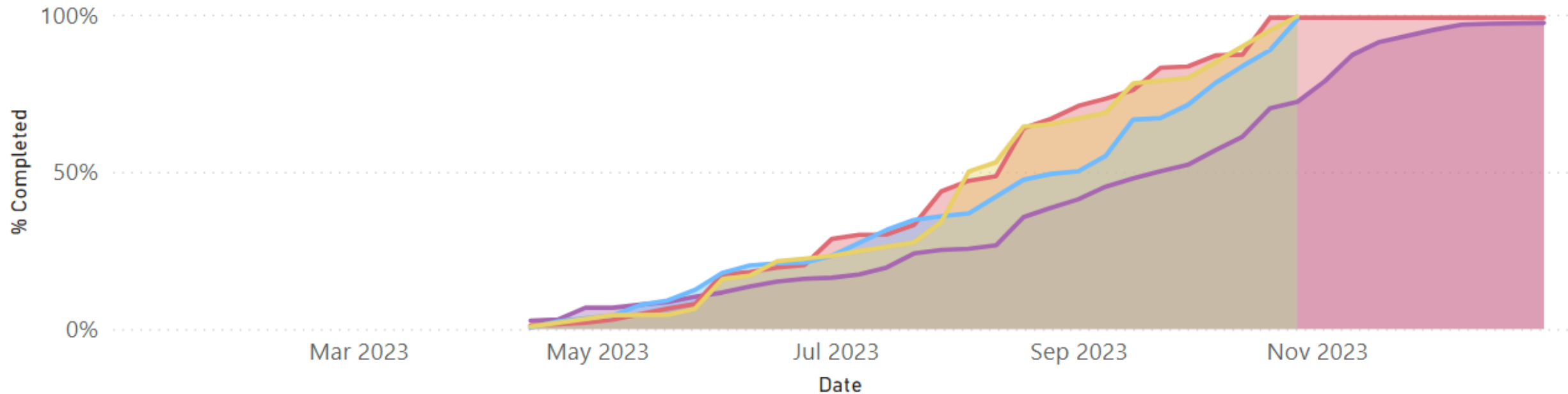


# | **SUCCESSSES**

# Completion Times

## Percent Complete By Date

Type ● Asphalt ● Chip Seal ● Microsurfacing ● Slurry



100% of SS, ST and LM contracts finished on time.  
~97.5% of Plant Mix contracts finished on time.

- **2023 Projects Execution**
  - **Entire program executed before 4/1 target**
- **Collaboration on pilot projects**
  - **Balanced Mix Design, Recycled plastics, Ground Tire Rubber, E-ticketing**
- **Partnership of the Department and Industry**



# **| CHALLENGES**

# Density




- **Not following the specifications**
- **Incorrect or incomplete paperwork**
- **Non-random stratified locations**



# Roller Operations

- i. Roller marks in final mat**
- ii. Uneven final ride on multiple routes**
- iii. Failure to follow roller pattern**



# Timeliness of Documentation

- **Providing 2 week look ahead**
  - **Let VDOT know what is going on when and allows us to get the inspecting staff scheduled and on site.**
- **Part B submittals**
  - **Should be done early in production (1<sup>st</sup> lot into 2<sup>nd</sup> lot)**
- **Lot Closeouts**
  - **As the lots are completed**

# Longitudinal Joints & Uniformity